

Joining the Physician Wireless Network

How to connect your personal device to the AdventHealthPHw wireless network.

Getting Started:

- These instructions are intended for team members connecting to VPN and working remotely.
- The AdventHealthPHw wireless network is the replacement for the legacy physician network, Ph75u99t.
- This network is not accessible by all AdventHealth staff. If you think you should have access but do not, please reach out to your local IT support team. (CFR-APP-WirelessBYOD)
- You will only be prompted for your username and password once every 6 months.
- If you are not active on the network for 60 days, your device will be purged and required to reauthenticate.
- Instructions vary slightly based on your device's operating system.

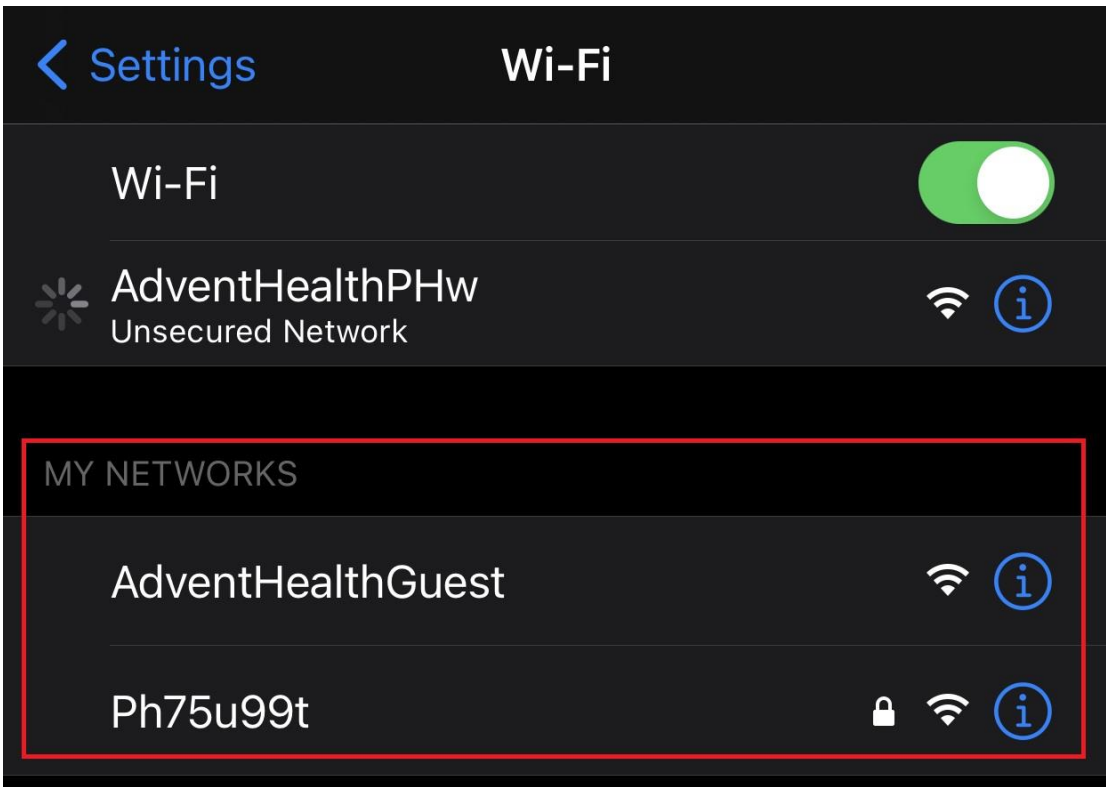
Choose the instructions that most closely match your device.

[iOS](#)

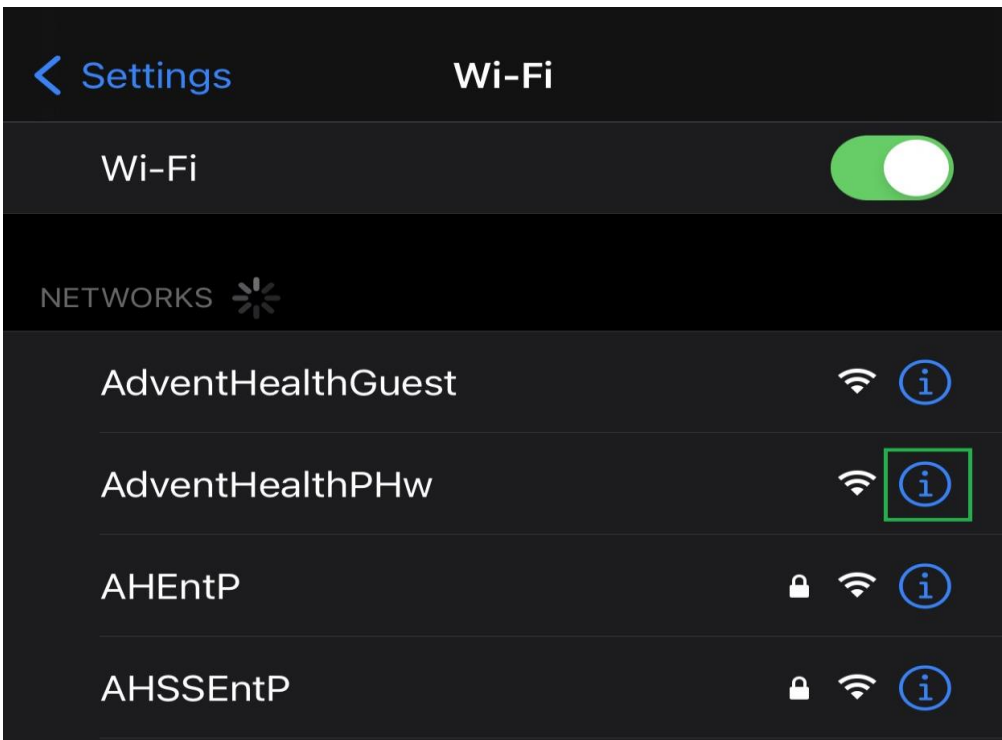
[Android](#)

Connecting your iOS Device to AdventHealthPHw

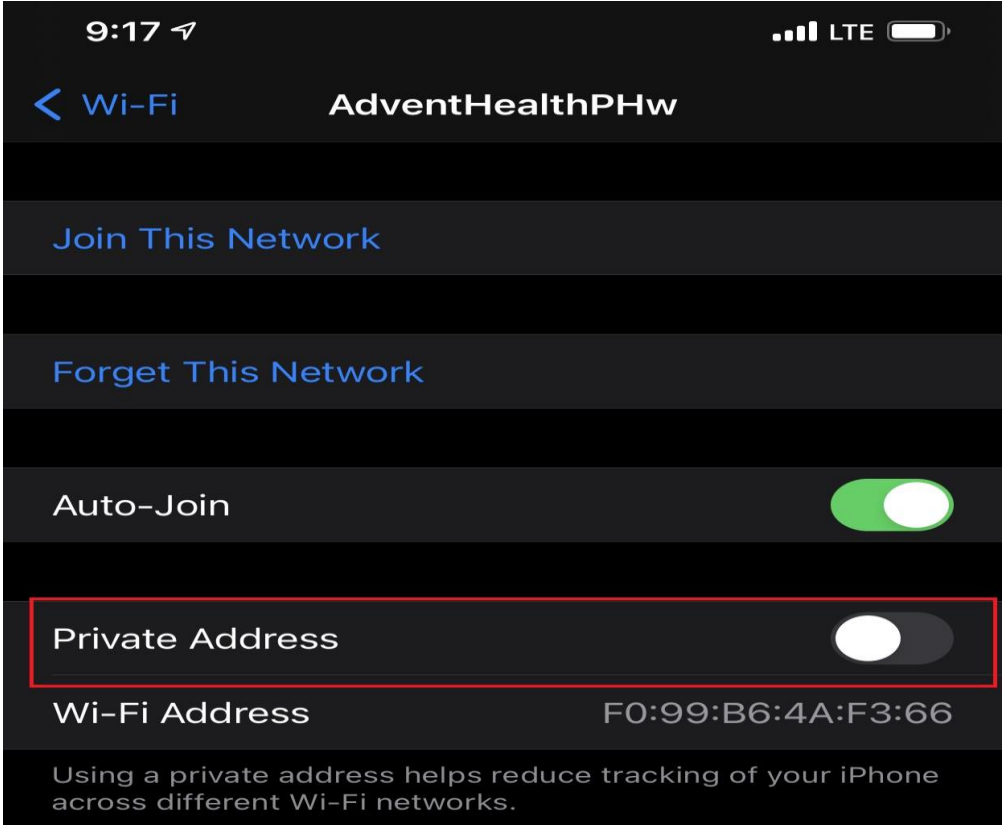
1. Begin by navigating to your phone's **Settings** app.
2. Tap the **Wi-Fi** menu.
3. "*Forget this Network*" If any of these are listed under "*My Networks*" (**AdventHealthGuest, Ph75u99t**)



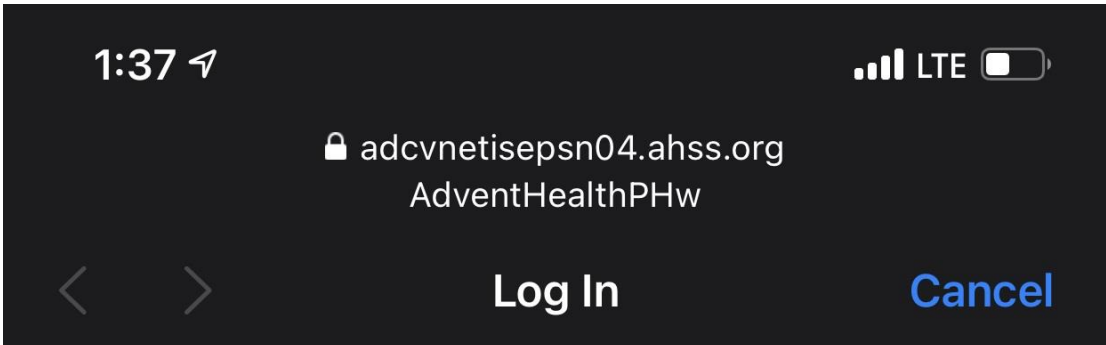
4. You will now see a list of available Wi-Fi networks in your area. Select ⓘ next to **AdventHealthPHw** from the list.



5. Disable "Private Address" and Join this Network



- 6. Your mobile device will be redirected to a web page where you will be prompted for credentials.
- 7. Please enter your AdventHealth credentials, then tap **Sign On**.



Advent Health

Physicians Wireless Portal Sign-On

Please use your OPID and password for wireless access. If there are issues experienced, please contact the AIT Service Desk at [800-873-4024](tel:800-873-4024)

Username:

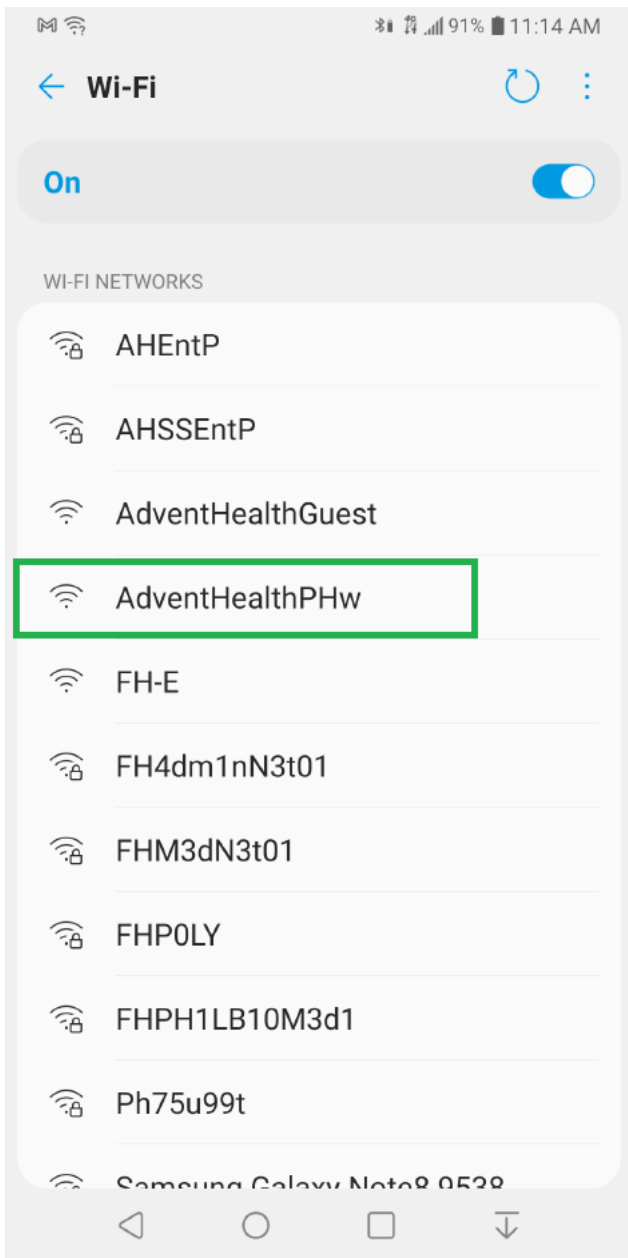
Password:

Sign On

- 8. You are now successfully authenticated to the AdventHealth Physician Wireless Network.

Connecting your Android Device to AdventHealthPHw

1. Begin by navigating to your phone's **Settings** app.
2. Next, select the **Wi-Fi** menu option.
3. Press and hold the Wi-Fi networks to be removed, and then choose **Forget (AdventHealthGuest, Ph75u99t)**
4. You will now see a list of available Wi-Fi networks in your area. Select **AdventHealthPHw** from the list.



5. Your mobile device will be redirected to a web page where you will be prompted for credentials.
6. Please enter your AdventHealth credentials, then tap **Sign On**.

1:37 ↖

📶 LTE 🔋

🔒 adcvnetisepsn04.ahss.org
AdventHealthPHw



Log In

Cancel

Advent Health

Physicians Wireless Portal Sign-On

Please use your OPID and password for wireless access. If there are issues experienced, please contact the AIT Service Desk at [800-873-4024](tel:800-873-4024)

Username:

Password:

7. You are now successfully authenticated to the AdventHealth Physician Wireless Network.

Please call the AIT Service Desk at 1-800-873-4024 for assistance.